



Sign in to eLearning for Healthcare (elfh) with NHS Wales email



Mewngofnod i elfh Sign in to elfh

First:

Sign in to OpenAthens with your NHS Wales email address.

<https://elh.nhs.wales/sign-in/>



Choose how to sign in

NHS Wales e-mail address

Sign in at NHS Wales



OpenAthens

If you do not have an NHS Wales email address, you can use an NHS Wales OpenAthens account to access e-




Sign in

someone@example.com

Sign in

NHS Wales Authentication Services, managed by Digital Health and Care Wales.

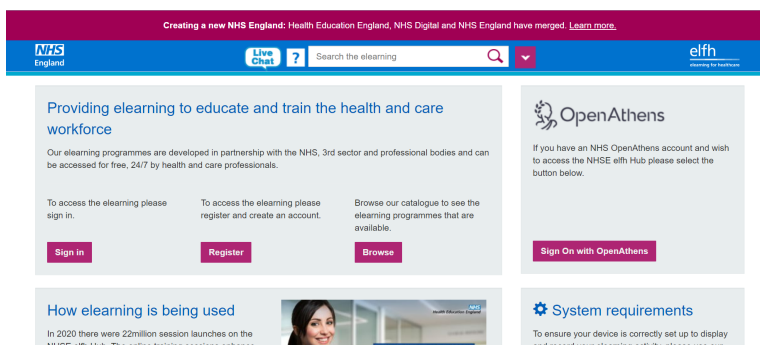
By logging onto this computer system you are confirming that you are an authorised user and that you accept the general information of individuals



Next:

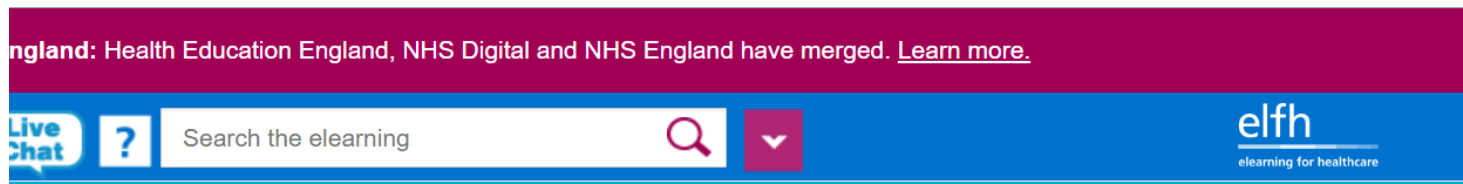
Navigate to eLearning for Healthcare.

<https://elh.nhs.wales/e-learning/>



Creating your personal account:

Most e-Learning resources require personal accounts in order to gain certificates and personalise your experience of the platform. Your NHS Wales OpenAthens account can be used to help you with this process.




and train the health and care

ship with the NHS, 3rd sector and professional bodies and can onals.


elearning please create an account.

Browse our catalogue to see the elearning programmes that are available.


[Browse](#)

 OpenAthens

If you have an NHS OpenAthens account and wish to access the NHSE elfh Hub please select the button below.


[Sign On with OpenAthens](#) 



 **System requirements**

To ensure your device is correctly set up to display and record your elearning activity, please use our

Click on the Sign On with OpenAthens button to take you to the next step. You should see two options: signing into you personal account (left) or asking you to create a new account (right).

 **Linking your e-LfH account**

Do you already have an eLfH account?

We can link your NHS OpenAthens account to an existing e-LfH account in order to maintain a single learning record on the Hub.

Username

Password

[Find your account](#)

I don't have an e-LfH account.

[Proceed to next step](#)

Follow the instructions to complete the personal account set up. Once successfully completed, you will see your dashboard and can search for courses from the search bar at the top of the screen.

The screenshot displays the elfh dashboard interface. At the top, there is a blue navigation bar with the NHS England logo on the left, a 'Live Chat' button, a search bar containing 'Search the elearning', and the elfh logo on the right. Below the navigation bar, the user is logged in as 'Welcome Bex' and can log out. The dashboard is divided into several sections: 'My elearning' with course cards for 'Blood Transfusion (Blood)', 'Ionising Radiation (Medical Exposure) Regulations (e-IRMER)', and 'Sexual and Reproductive Health (e-SRH)'; 'My account' showing the user's name 'Rebecca Meyrick', email 'rebecca.meyrick@wales.nhs.uk', and workplace 'DIGITAL HEALTH AND CARE WALES'; 'Learning Hub' with a description and an 'Explore the Learning Hub' button; 'My statistics - last 12 months' showing 'Number of sessions launched' as '1'; 'Recent activity' showing 'Blood Components' last accessed on 26 Jul 2023; and 'Notifications' showing 'You have no Notifications'. An orange arrow points to the search bar in the top navigation bar.

Summary points:

- It is really important that you sign into OpenAthens before going to eLearning for Healthcare (<https://portal.e-Ifh.org.uk/>). You will not be able to sign in correctly if you miss this step.
- If any of the above steps are not working as expected, please either report it to your local library or information service, or email elibrary@wales.nhs.uk

