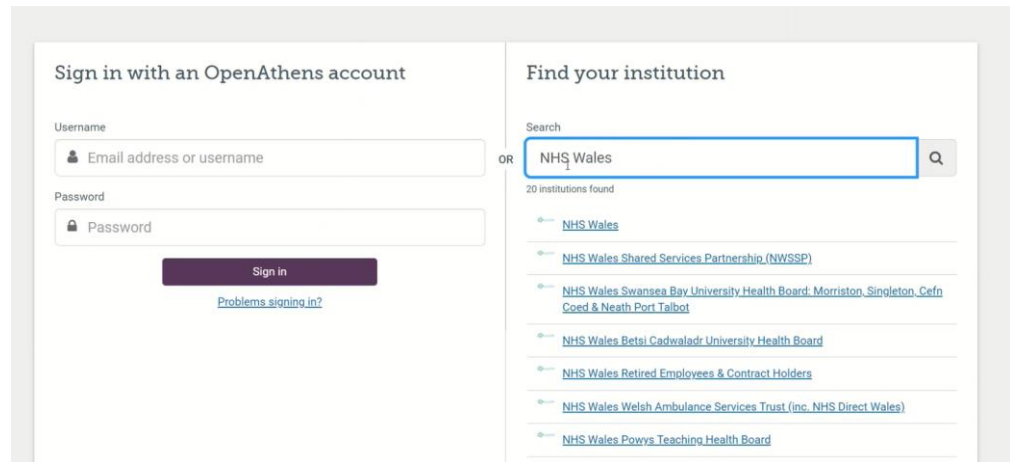
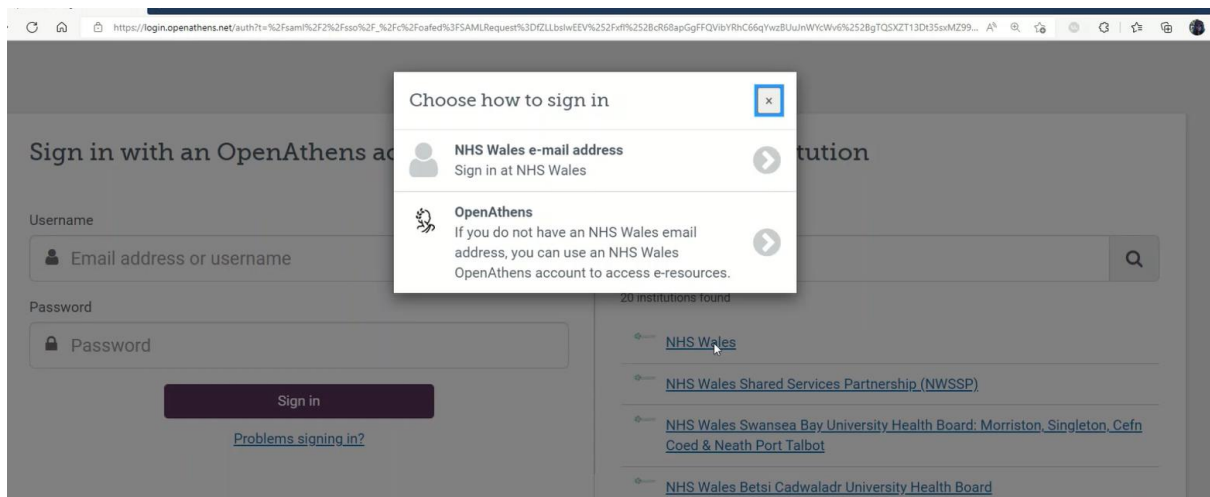


How to find the NHS Wales sign in screen from the generic OpenAthens page

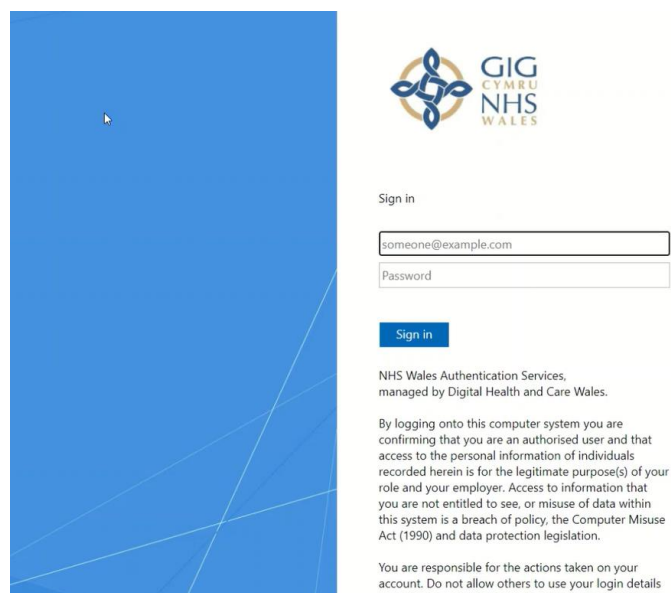
- 1) Go to the right hand side of your screen
- 2) Type in "NHS Wales" under Find your Institution



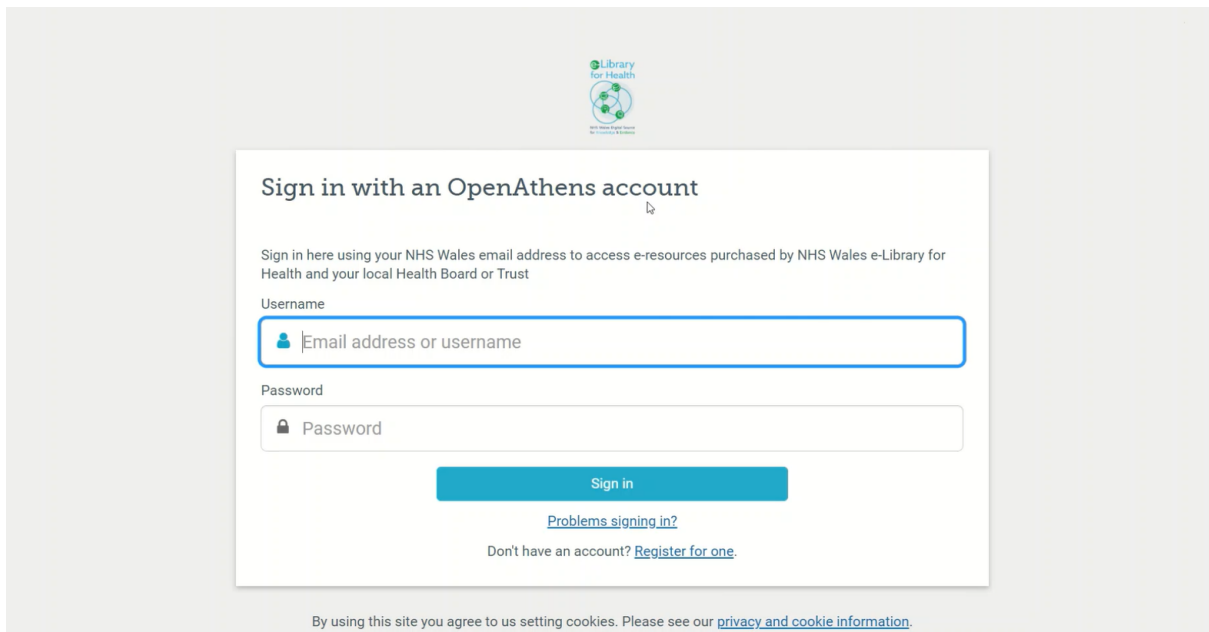
- 3) Select the first NHS Wales result – this will open up the correct log in screen you require



- 4) Choose from the appropriate options
 - a. NHS Wales email and password



- b. For all other authorised users – use your CYM-user name and password



The screenshot shows the sign-in interface for NHS Wales e-Library. At the top center is the 'Library for Health' logo, which includes the text 'NHS Wales e-Library' and 'For Quality & Access'. Below the logo is the heading 'Sign in with an OpenAthens account'. A sub-heading reads: 'Sign in here using your NHS Wales email address to access e-resources purchased by NHS Wales e-Library for Health and your local Health Board or Trust'. The form contains two input fields: 'Username' with a placeholder 'Email address or username' and 'Password' with a placeholder 'Password'. A blue 'Sign in' button is positioned below the fields. Below the button are two links: 'Problems signing in?' and 'Don't have an account? Register for one.'. At the bottom of the page, a footer states: 'By using this site you agree to us setting cookies. Please see our [privacy and cookie information](#).'

Email elibrary@wales.nhs.uk with any queries or concerns